

Nonfiction Text Features

Guide Words

Title Page

Table of Content

Index

Glossary

Heading, subheading

Keywords

Illustrations and photographs

Captions

Diagrams

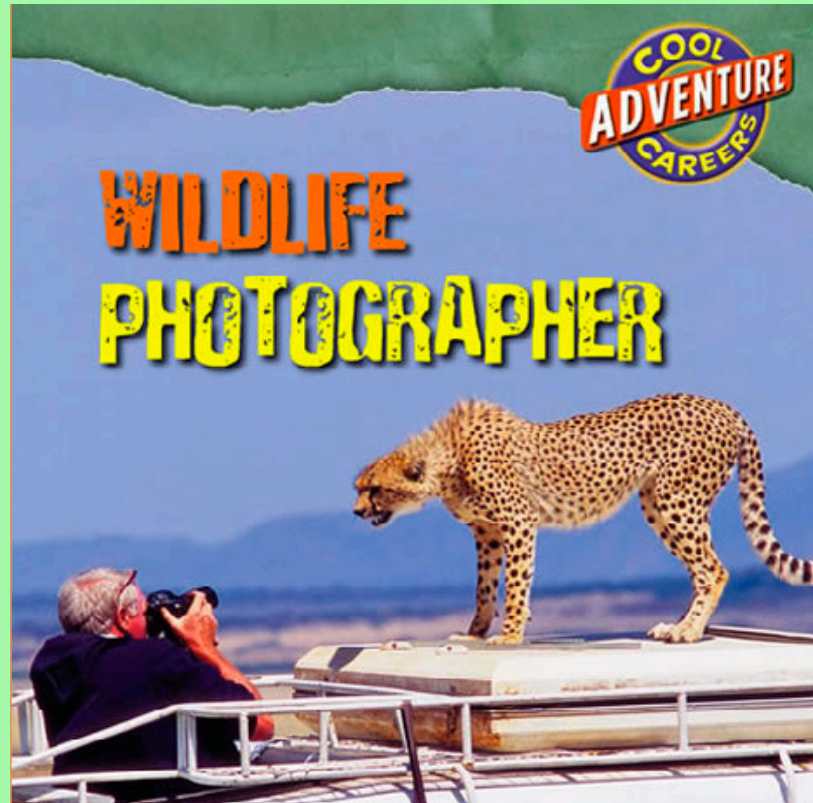
Labels

Text box

Maps

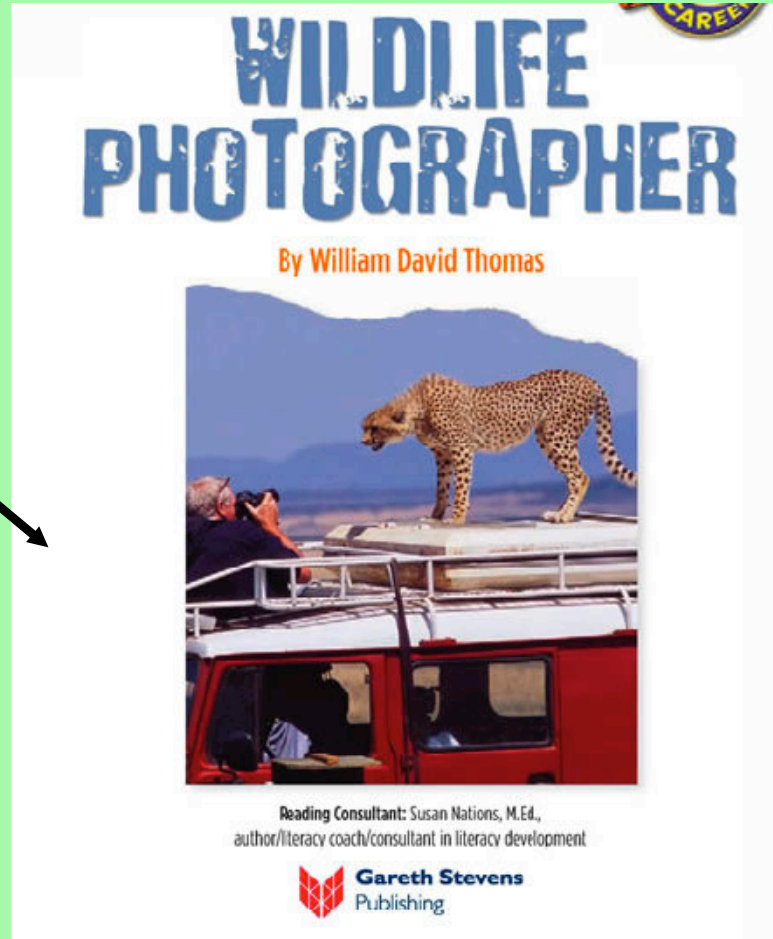

Charts: schedules, tables, etc.

Nonfiction Text Features



Nonfiction Text Features

Title Page



Visit our web site at www.garethstevens.com.
For a catalog describing Gareth Stevens Publishing's list of high-quality books,
call 1-542-2565 (USA) or 1-800-387-3178 (Canada).
Gareth Stevens Publishing's fax: 1-877-542-2596

Library of Congress Cataloging-in-Publication Data

Thomas, William David.
Wildlife photographer / by William David Thomas.
p. cm.—(Cool careers. Adventure careers)
Includes bibliographical references and index.
ISBN-10: 0-8368-8885-5 ISBN-13: 978-0-8368-8885-0 (lib. bdg.)
ISBN-10: 0-8368-8892-8 ISBN-13: 978-0-8368-8892-8 (softcover)
I. Wildlife photography—Vocational guidance—Juvenile literature. 2. Wildlife
photographers—Vocational guidance—Juvenile literature. I. Title.
JV54T56 2007
32023—dc22 2007027667

First published in 2008 by
Gareth Stevens Publishing
an imprint of
Reader's Digest Company

1 Reader's Digest Road
Pleasantville, NY 10570-7000 USA

Copyright © 2008 by Gareth Stevens, Inc.

Senior Managing Editor: Lisa M. Guidone
Managing Editor: Valerie J. Weber
Creative Director: Lisa Donovan
Designer: Paula Jo Smith
Cover Photo Researcher: Kimberly Babbitt
Interior Photo Researcher: Susan Anderson

Picture credits: Cover, title page © Gavriel Jecan/Corbis; p. 5 © Michael DeYoung/Alaska Stock; p. 7 © W. Perry/Corbis; p. 8 © Theo Allofs/Corbis; p. 9 © Martin Harvey/Corbis; p. 11 Daniel J. Cox/Natural Exposures; p. 13 © Oakley Cochran/Alaska Stock; p. 14 Michael Hortens; p. 15 © Paul Souders/Corbis; p. 17 Michael Fogden/Animals Animals; pp. 19, 20 Daniel J. Cox/Natural Exposures; p. 22 Karel Prinsloo/AP; p. 25 © John Hyde/Alaska Stock; p. 27 © Denis Scott/Corbis; p. 28 © Stephen Frink/Corbis


All rights reserved. No part of this book may be reproduced, stored in a retrieval system, or transmitted in any form or by any means, electronic, mechanical, photocopying, recording, or otherwise, without the prior written permission of the copyright holder.

Printed in the United States of America

1 2 3 4 5 6 7 8 9 10 09 08 07

Nonfiction Text Features

Table of Content




CONTENTS

CHAPTER 1	If You Can Find It	2
CHAPTER 2	In Sand and Snow	8
CHAPTER 3	In Forests and Jungles	12
CHAPTER 4	On the Plains of Africa	18
CHAPTER 5	Under the Sea	24
GLOSSARY	30
TO FIND OUT MORE	31
INDEX	32

Nonfiction Text Features

Index



INDEX

Africa 18, 19, 21, 23
Alaska 12
animal-rights groups 6
Antarctica 27
aperture 14
Arkansas 4
Australia 8, 9, 26
Belt, Annie Griffiths 29
bilbies 8, 9
Brazil 16
brown bears 5, 12
Canada 6
Caputo, Philip 18, 21
climate change 16
computer 29
coral 26
coral reefs 26
crown of thorns 26
desertification 11
deserts 5, 8, 10, 29
elephants 15, 22, 23
film 14
filters 24
f-stop 14
giraffe 23
glaciers 21
global warming 16, 21, 26
goanna 8, 9
gorilla 15
Greenspun, Phillip 24
grizzly bears 12
guide 4, 11, 18, 19
habitat 16
harp seals 6
Hemingway, Ernest 21
Himalaya Mountains 10
Howard, Rob 18, 19
infrared beams 11
ivory 23
ivory-billed woodpeckers 4
jungle 5, 12, 15, 16, 17, 29
Kenya 18, 20, 22
lenses 13, 14, 24, 25
lions 18, 20, 21
Matthiessen, Peter 10
McClenaghan, David 9
McMurdo Station 27
mosquitoes 4
Mount Kilimanjaro 21
National Geographic 15, 29
Nichols, Michael 15, 16, 17
Patterson, John 20
perentie 8, 9
rain forests 16
scuba 24
Selner, Lisa Anne 12
Shah, Anup 23
shutter 14
snow leopards 10, 11
Spearing, Ashley 10, 11
Tsavo National Park 18
Tsavo River 20
Wu, Nathan 27, 28
zebra 23

Nonfiction Text Features

Glossary




GLOSSARY

- aperture** — a hole behind a camera lens that controls the amount of light that shines onto the film
- contract** — a written and signed agreement to do something
- controversy** — an argument or dispute
- coral reefs** — substances made of coral that have hardened into rock
- dry suit** — a waterproof outfit that traps a layer of air around a diver
- endangered species** — an animal at risk of disappearing forever
- extinct** — no longer living or existing
- glaciers** — huge masses of ice that move very slowly
- global warming** — a scientific theory that Earth's air, land, and water are getting warmer each year
- habitat** — the place where an animal or plant lives in nature
- hide** — a place where someone is hidden from animals
- infrared beams** — heat waves that are given off by people, animals, and other warm things
- protests** — gatherings of people who are objecting to an event, policy, or person
- quizzical** — curious or confused
- scuba** — air tanks and other gear used to breath while under water; the name comes from self-contained underwater breathing apoaratus
- shutter** — the part of the camera that opens to expose film to light when a photo is taken

Nonfiction Text Features


Heading (title)

A snippet of a book page with a light green background. At the top, it says 'CHAPTER 3' in orange. Below that, the title 'IN FORESTS AND JUNGLES' is written in large, blue, distressed font. The first paragraph starts with a large green letter 'E' and describes forests and jungles. Below that is a subheading 'The Northern Forests' in orange, followed by a paragraph about Alaska's bears and a paragraph about a bear photographer named Lisa Anne Selner.

CHAPTER 3

IN FORESTS AND JUNGLES

Subheading (subtitle)



Earth's forests and jungles are home to thousands of different animals. For much of the year, these places are home to many wildlife photographers, too.

The Northern Forests

Alaska has whales, bald eagles, wolves, and caribou. But Alaska's most famous animals are its bears. The brown bear is the largest land animal in North America. Some weigh more than 1,700 pounds (770 kilograms). Grizzly bears are almost as big. Both are incredibly strong. Even though they are big, they can move very fast. Photographing them is a dangerous job.

One person who does so is Lisa Anne Selner. She was once a scientist. Then she moved to Alaska and began taking pictures of bears. Now Selner is known as "Grizzly Annie."

Nonfiction Text Features

Keywords...

- are in the text
- part of a sentence
- can be **bold**, *italic* or **color font**

The Snow Leopard

The Himalayan Mountains in Asia are the highest in the world. In the fall of 1973, Peter Matthiessen walked into those mountains looking for a rare animal. Later, he wrote a book called *The Snow Leopard* about his trip.

Almost thirty years later, Ashley Spearing walked into the same snow-covered mountains. She, too, was searching for a snow leopard. But Spearing wasn't a writer. She came to get photographs.

Spearing's guides led her to trails used by the big cats. She set up cameras that detect **infrared beams**. Body heat from animals is given off in the form of infrared beams. Spearing had to think carefully about where to place her three cameras. The same trails were used by wolves, foxes, and sheep. She didn't want pictures of them.

Spearing's careful work paid off. She got more than a dozen photos of four different snow leopards. These pictures will help scientists learn how many snow leopards are left and how they behave.

Nonfiction Text Features

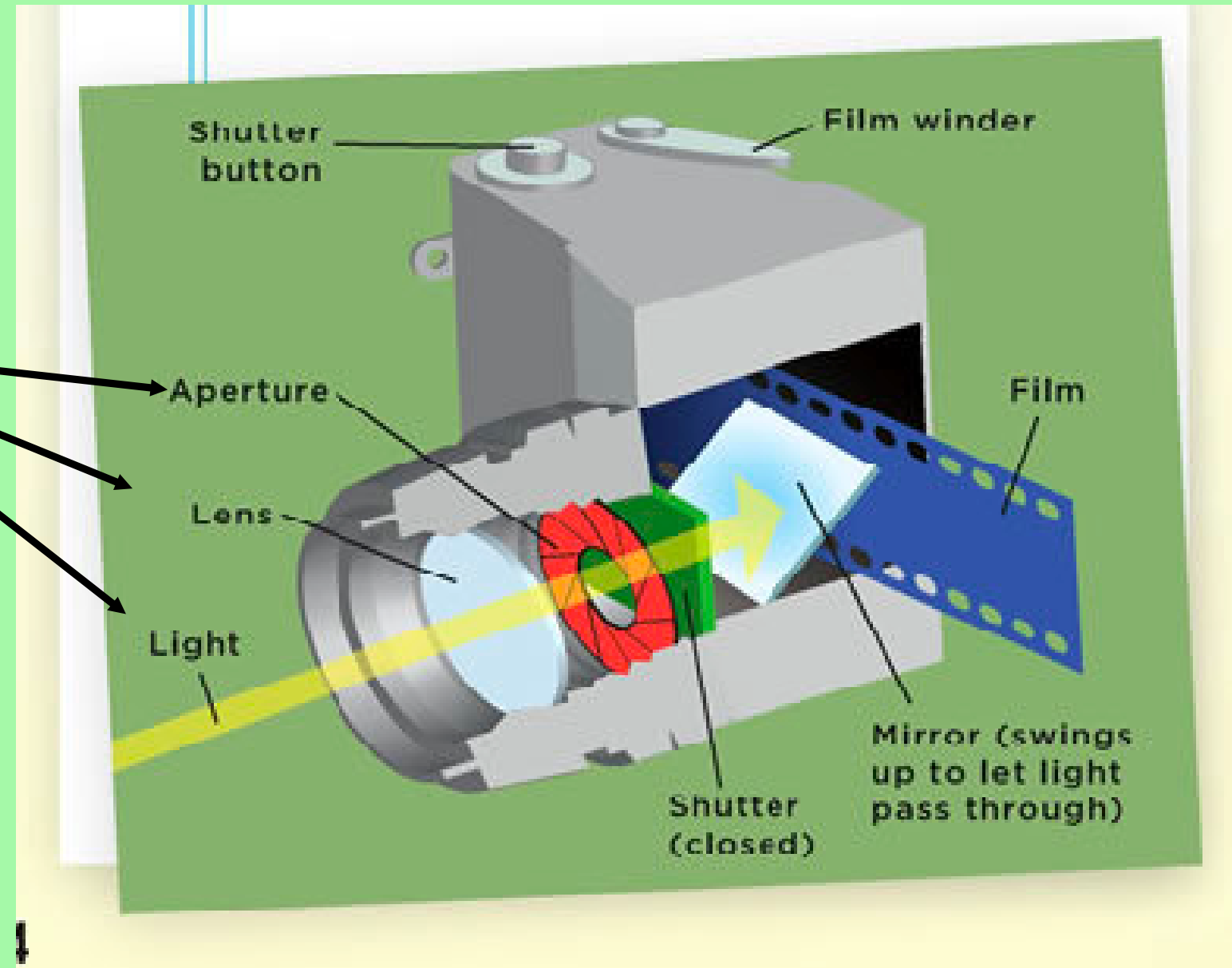
Illustration or photograph



Nonfiction Text Features

Diagram

Labels



Nonfiction Text Features

Text box

The Power of Pictures

Every spring in Canada, harp seals are hunted for their fur. When harp seals are very young, their fur is white. This fur is especially valuable. Hunters don't want to damage the fur, so they don't shoot the baby seals. They beat them to death with clubs. During the 1970s, some photographers took pictures of the hunt. For the first time, people around the world saw what was happening. Because of these wildlife photographs, **protests** began. Animal-rights groups now watch the hunters every year. They try to protect the smallest seals.

Nonfiction Text Features

Map



Nonfiction Text Features

Chart

Poster size

Brochure

Schedules

Table

WASHINGTON STATE FERRIES

Se

Fall 2008 Schedule Seattle / Bremerton

Try our [New Schedule Tool](#) and [tell us what you think](#)

Crossing Time: Approximately 60 minutes
WSF does not accept reservations for this route.

Daily

Leave Seattle

6:00 1	11:25 1	5:30 1	10:30 1
7:35 2	12:45 2	6:45 2	12:50 1
8:45 1	3:00 1	7:50 1	
10:15 2	4:20 2	9:05 2	

These sailing times operate Oct. 10 until further notice.

Daily

Leave Bremerton

4:50 1 ▲	10:15 1	4:15 1	9:00 1
6:20 2	11:30 2	5:30 2	11:40 1
7:20 1	12:35 1	6:40 1	
9:00 2	3:00 2	7:55 2	

These sailing times operate Oct. 10 until further notice.

Nonfiction Text Features

Another Schedule!

175

Weekday: Sept. 20, 2008 thru Feb. 6, 2009

- Read the [Adverse Weather Info](#) for this route.

Weekday

Route Map

To WEST FEDERAL WAY (Weekday):

4th Av & Lenora	2nd Av & Pike	2nd Av Ext S & S Jackson	Pacific Hwy S & Kent- Des Moines	S 312th & 13th Av S	Dash Point SW & SW 312th	Pacific Hwy S & S 308th
3:11pmH	3:15pmH	3:20pmHS	3:47pmHS	4:05pmHS	4:10pmHS	4:21pmHS
4:10pmH	4:15pmH	4:21pmHS	4:48pmHS	5:06pmHS	5:11pmHS	5:22pmHS
4:40pmH	4:45pmH	4:52pmHS	5:19pmHS	5:37pmHS	5:42pmHS	5:53pmHS
5:10pmH	5:15pmH	5:22pmHS	5:49pmHS	6:07pmHS	6:12pmHS	6:23pmHS
5:41pmH	5:45pmH	5:51pmHS	6:18pmHS	6:36pmHS	6:41pmHS	6:52pmHS

To DOWNTOWN SEATTLE (Weekday):

S 312th & 13th Av S	SW Dash Point & SW 312th	4th Av S & S 305th	Pacific Hwy S & S 308th	Pacific Hwy S & Kent- Des Moines	4th Av & University	2nd Av & Pike	2nd Av Ext S & S Jackson
5:34amH	5:38amH	5:44amH	5:49amH	6:05amH	6:33amHS	6:36amHS	6:40amHS
6:11amH	6:15amH	6:21amH	6:26amH	6:42amH	7:10amHS	7:13amHS	7:17amHS
6:41amH	6:45amH	6:51amH	6:56amH	7:12amH	7:40amHS	7:43amHS	7:48amHS
7:11amH	7:15amH	7:21amH	7:26amH	7:42amH	8:10amHS	8:13amHS	8:18amHS

Encyclopedia Nonfiction Text Features

Guide Words

Index

Heading, subheading

Keywords

Illustrations and photographs

Captions

Diagrams

Labels

Text box

Maps

Charts: schedules, tables, etc.

Brochures

Why:

To inform.

To invite.

To promote or persuade.

To market a product, attraction or event.

To create interest and good will.

What:

Single sheet, often folded

Promotional material advertising a

- Product
- Attraction
- Event

OR

Information only!

Features

May include:

- Text Boxes
- Maps
- Photographs and / or illustrations
- Diagrams
- Labels
- Captions
- Large, colorful font in different sizes or styles, may be **bold!**
- Charts or schedules or tables
- Titles

Nonfiction Text Features

Title Page

Table of Content

Index

Glossary

Heading, subheading

Keywords

Illustrations and photographs

Captions

Diagrams

Labels

Text box

Maps

Charts: schedules, tables, etc.

Brochures

Why:

To inform.

To invite.

To promote or persuade.

To market a product, attraction or event.

To create interest and good will.

What:

Single sheet, often folded

Promotional material advertising a

- Product
- Attraction
- Event

OR

Information only!

Features

May include:

- Text Boxes
- Maps
- Photographs and / or illustrations
- Diagrams
- Labels
- Captions
- Large, colorful font in different sizes or styles, may be **bold!**
- Charts or schedules or tables
- Titles

Nonfiction Text Features